

To Do At Home:

Episodes 30-34

Jesus rescued us because he loves us. The story of Easter is all about God's love and desire to have us as a part of his family.



Young ones love repetition - that's how they learn and enjoy stories and games! Do these activities over and over again this month to teach them about the love Jesus has for them.

Activity 1: Empty Tomb

Supplies: Blanket or sheet, stuffed animals or dolls (from home)

- Invite your child to hide quietly under the sheet with some dolls or stuffed animals.
- Direct them to jump out of the sheet when you shout, "Jesus is alive!"
- Repeat as many times as you like and then ask your child to get the animals/dolls ready for the Bible story.
- Say together: Jesus loves me!

Activity 2: Hear the Bible Story

Supplies: (provided) Easter Story Flipbook, (optional, from home) Smart device to look up the YouTube video: "Bible Stories for Toddlers (The Story of Easter)" by Saddleback Kids

- Read the story together or watch the video with your child and stuffed animals/dolls as many times as you feel your child needs/wants to.
- Point to the pictures and ask if they know who the people are.
- Pray, "Dear God, thank you for today. We had fun learning about you. Thank you for sending Jesus to rescue us. We love you! Amen."

Activity 3: Playdough

Supplies: Empty Tomb activity sheet (provided), Playdough (from home)

- Encourage your child to explore and roll the play dough.
- Show them how to use the playdough to make shapes that can fit on the activity page.
- As your child works with the play dough, talk to them about how Jesus died for our sins and rose again.
- Emphasize this month's Big Idea: Jesus rescues us!

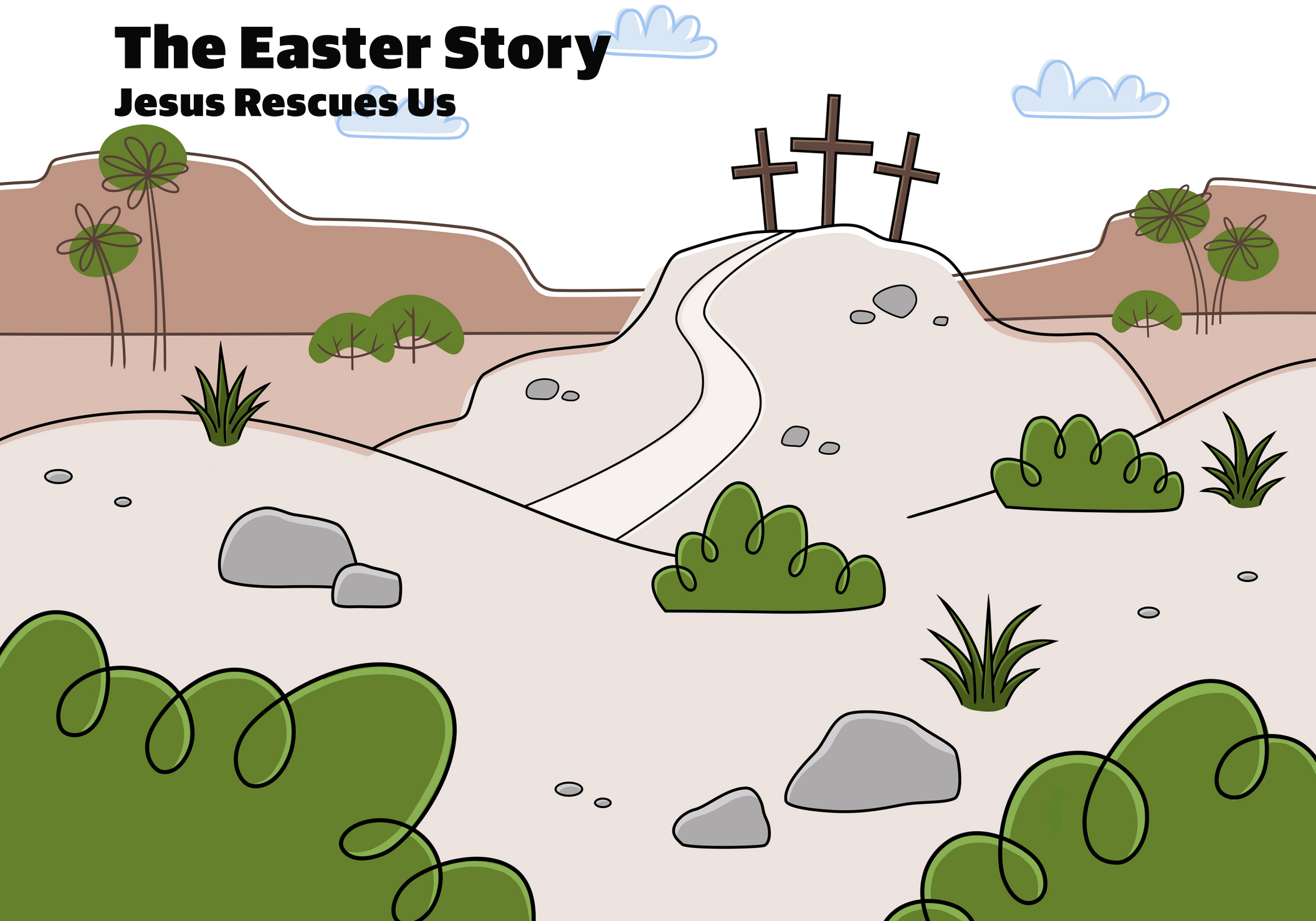
Activity 4: Good Friday Activity

Supplies: Good Friday Activity Sheet (provided), markers/crayons, stickers (from home)

- Encourage the children to use plenty of stickers and colours to decorate their activity page.
- As they work on their craft, review the Bible story and this month's Big Idea: Jesus rescues us.

The Easter Story

Jesus Rescues Us



Jesus taught his friends, the disciples, how to live, love, and serve others. He had one more really big way to show them how much God loved them—and us! He was going to rescue us from sin and death.




It was almost time for a special celebration called Passover. Jesus and his friends went to a place called Jerusalem to celebrate.

Jesus rode into the city on a little donkey. People were so excited to see Jesus that they waved palm branches, put their coats on the road, and shouted, "Hosanna!" (That's like us shouting, "Yay, Jesus!" when we get excited.)



But there was a group of people who didn't like Jesus. They convinced one of Jesus' friends, Judas, to help them arrest Jesus when no one else was around.



One night, while Jesus was praying, Judas brought the men to arrest Jesus. They took Jesus to be crucified—that means to die on a cross.



Two other men were on crosses beside Jesus. Both of them had broken the law. One of the men said, "Jesus, remember me when you come into your kingdom."

Jesus answered him, "Today you will be with me in heaven."

When Jesus died many people felt very sad. A man named Joseph took down Jesus' body and placed it in a tomb (kind of like a cave).



A couple of days later, some women who were Jesus' friends took spices to his tomb. They found the stone rolled away from it. Jesus was not there. They were so surprised!

Just then, two angels stood in front of them. The angels said, "Jesus has risen. Jesus is alive!"

And that's the story of how Jesus rescued us from sin and death! Now let's say a big "Yay Jesus!"



JESUS IS ALIVE

VERSE 1

He carried his cross on the dirty ground
He carried his cross down the streets of town
He carried his cross through an angry crowd
He did it for you and I

They took his hands and spread 'em out
They took his hands and held 'em down
They took his hands and with a pound, pound, pound
They got ready to crucify him

CHORUS

Jesus is alive, he is alive
Jesus is alive, he is alive
Though on the cross he died, he is alive
Jesus is alive, he is alive

VERSE 2

They raised him up on Calvary
They raised him up for all to see
They raised him up, it had to be
He died to set us free

They put him down with a crown of thorns
They put him down sayin' "Here's the Lord"
They put him down, his body torn
Lamb of God and Prince of Peace

CHORUS

BRIDGE

Father, forgive them, they know not what they do
Father, forgive them, he was thinking of me and you

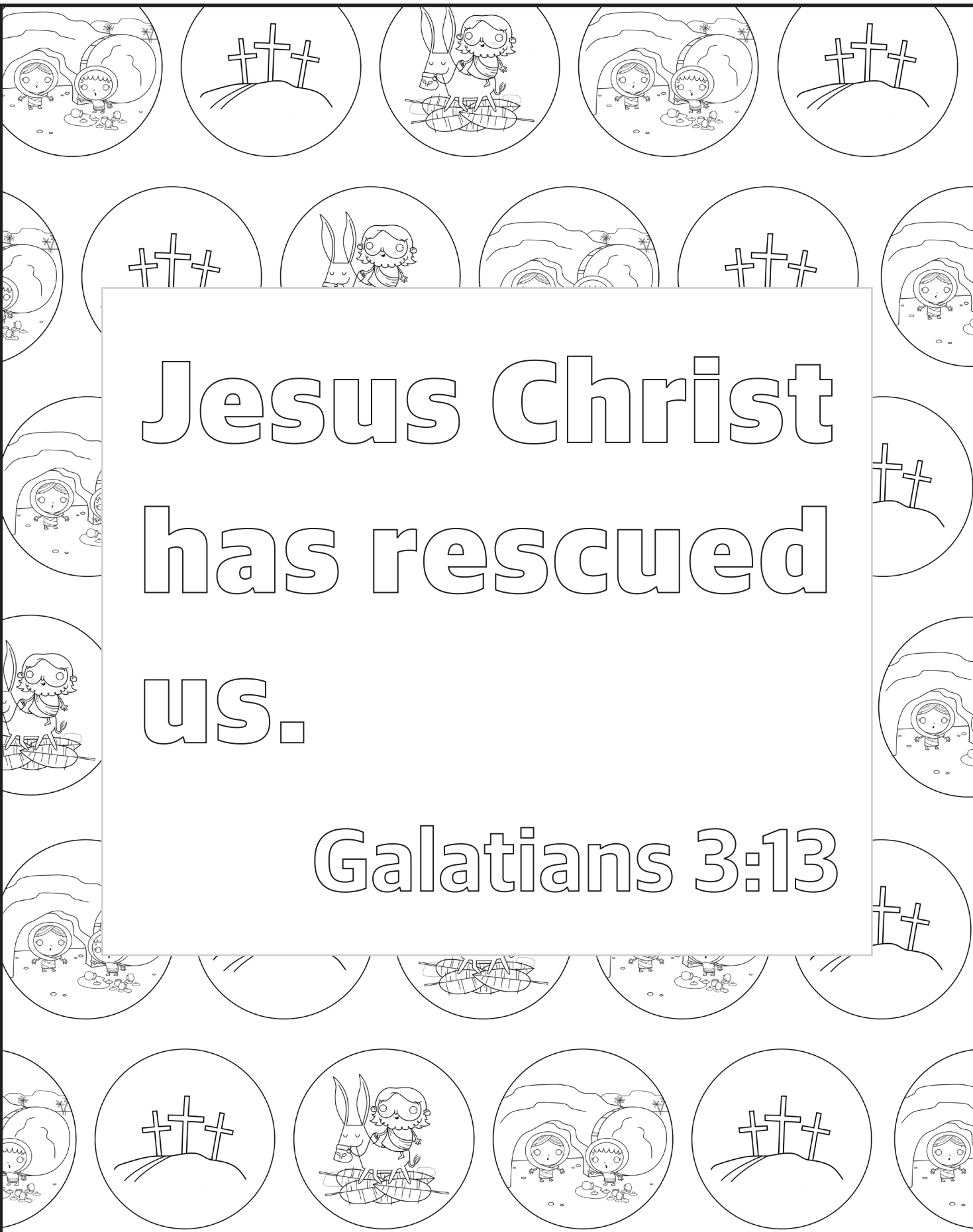
VERSE 3

He bowed his head saying it is done
He bowed his head for everyone
He bowed his head and the victory won
Through God's only son

He died to set us free from sin
He died to let us be with him
He died but then he rose again
Death was overcome

CHORUS

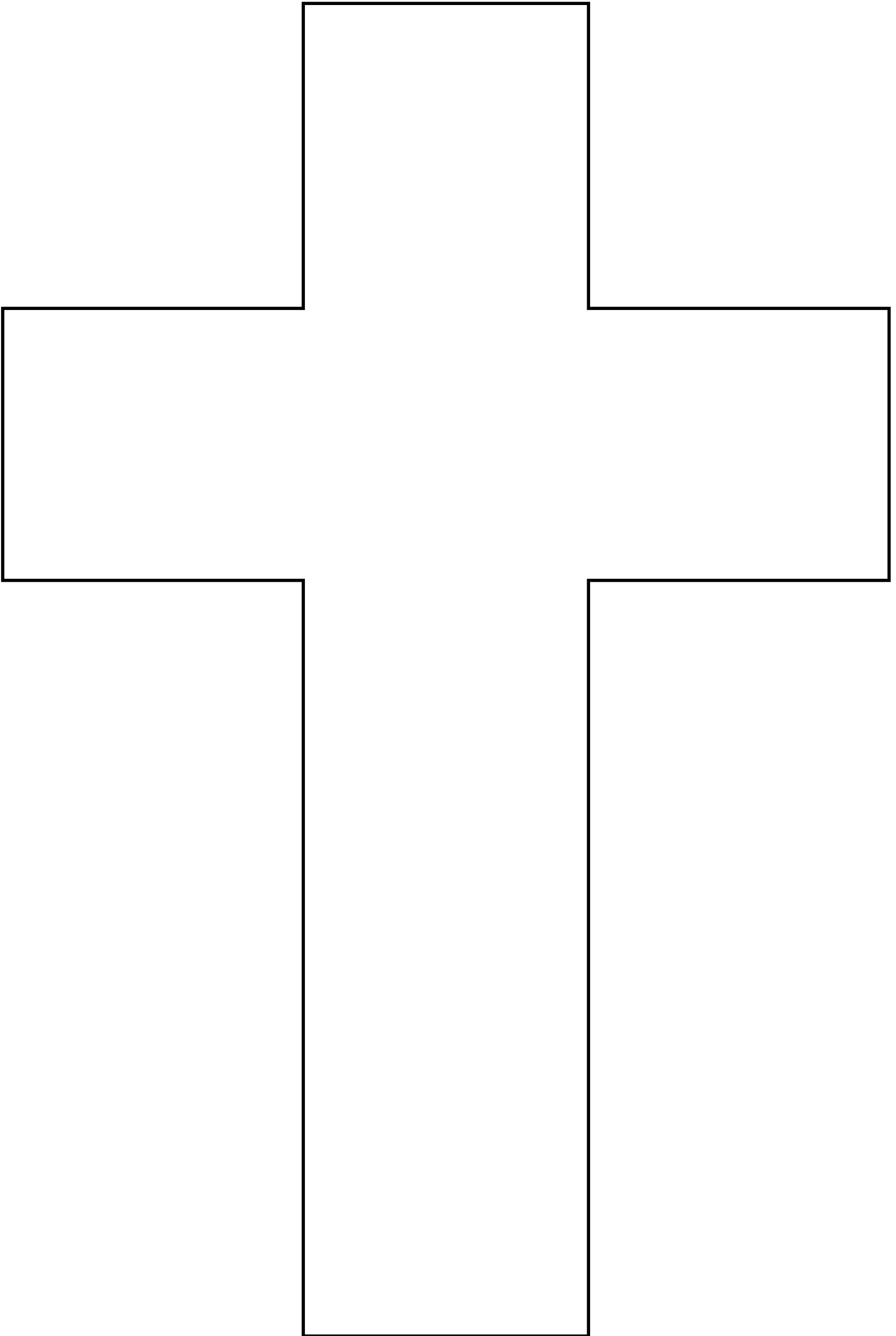
Jesus is alive (repeat x3)




Jesus Christ
has rescued
us.

Galatians 3:13

"Jesus Christ has rescued us." Galatians 3:13





"Jesus Christ has rescued us." Galatians 3:13

PRESCHOOL

Activity 5: Memory Verse “Jesus Christ has rescued us.” Galatians 3:13

Supplies: Key Verse Colouring Page (supplied), markers/crayons (from home)

Parent Tip: Try some of the following activities to learn the memory verse together.

- Make up actions to go with this verse. Then teach it to your child, encouraging them to do the actions with you.
- Make up a tune to sing the verse and sing it together, using the actions.
- Say the verse while doing an action like jumping up and down, swimming on your belly, or clapping your hands.
- Repeat these activities and see how many days it takes for you both to remember it!
- Use the colouring page and crayons while saying the verse together.
- If your child does memorize it, you can video tape it and send it in to Sarah to have their name entered for a prize! (sarah@onthejourney.ca)

Activity 6: Sing and Dance

Supplies: Smart device to look up the YouTube video: “Jesus is Alive” by Kids Ablaze Inc.

- Dance to the song together!
- See if you can do some of the actions and follow along.