

Journey Kids Club

JKTV Episode 35-39



Children will learn that they are a part of the church, and that they matter in it! Children will be reminded that Jesus is Lord and he loves them, and he has a place for them in his church. The church is the people of God, not the building!

Activity 1: Bible story

Supplies: The Early Church Flip Book (provided)

Instructions:

- Explain that today's story is from the Bible.
- Read the story of Pentecost from The Early Church Flip Book.
- Pray, "Dear God, thank you for sending the Holy Spirit to live in us and help us share about you with others. Amen."

Activity 2: Sharing

Supplies: Playdough or play food (from home), Playdough mat (supplied)

Instructions:

- Let your child know that one great thing we can do with our church community is to share a meal.
- Make pretend foods to share with people in your church. For example, you could pretend to be helping someone who's sick or invite friends to get together for a meal.
- As the children shape foods with the play dough, talk with them about what they're making and get them to repeat the big idea with you: **I can give to my church family!**

Activity 3: Prayer Bag

Supplies: Prayer pictures (supplied), paper bag (from home)

Instructions:

- Cut the prayer pictures apart and put them in a bag.
- Pull a picture out of the bag and show it to your child.
- Ask whom or what they think the person in the picture might be praying for.
- Ask the children whom or what they pray for. Prompt them with ideas if needed.
- Say the big idea together: **I can pray with my church!**

Activity 4: Act it Out

Supplies: One die, basket or container, a small toy (from home)

Parent Tip: Even though your child doesn't know numbers they can still play and follow your actions

Instructions:


- Hold up the die and explain that each number corresponds with one of these actions:
 1. Pray: Kneel and fold hands
 2. Serve: Pretend to help someone put on their coat
 3. Give: Pretend to put money in the giving basket
 4. Praise: Lift up hands in worship
 5. Share: Give a toy to someone
 6. Say I can pray with my church!
- Demonstrate each action for your child. Take turns rolling the die and doing the actions. To wrap up, remind your child that we are the church together.




The Early Church Community

based on Acts 2:42-47

When Jesus was on earth, he had followers who learned from him. We call them his disciples. Jesus told his disciples to go and teach other people everything that he had taught them. Jesus also told them to baptize the new disciples. Baptism is how we tell everyone we want to follow Jesus forever.




Later, Jesus went back to heaven. When he did, God sent the Holy Spirit to live inside anyone who follows Jesus as Lord. The Holy Spirit helps us and reminds us of God's way. The Holy Spirit helped the disciples do what Jesus told them to do.



Because of the disciples, more people learned about Jesus and wanted to follow him. The number of people who loved Jesus grew and grew. They met in peoples' homes to learn more about Jesus and his way of living. When people gathered together because of Jesus, it was called church. We call it church, too! The church isn't a building; it is the people. We are the church.



The first church spent time together. They ate together. They had communion - communion is sharing bread and wine together to remember Jesus' death on the cross.



The first church encouraged and built up one another. They prayed together. Some of them were able to perform miracles because of the power of the Holy Spirit. A miracle is something that seems impossible to us, but something God can do!




They shared everything they had. If someone had a need, they found a way to help them. They shared their money and all that they had.



And guess what? Every day more people followed Jesus and the church grew!







Activity 5: Sing & Dance together

Supplies: (from home) smart device to play song from YouTube: Yancy & Little Praise Party - He's Alive, He's Alive

- Play 'Freeze Dance' together.
- Let your child know that when the music is paused they have to 'freeze' until the music comes on again.
- Play as long as they are interested.